


LT3BC050100-B | DATASHEET

High-power LED backlights with integrated driver



SPECIFICATIONS

Lighting specifications

Illumination area height	(mm)	50
Illumination area width	(mm)	100
Number of LEDs		72
Light color, peak wavelength		blue, 465 nm
Spectral FWHM	(nm)	30
Illuminance, continuous ¹	(klux)	12
Irradiance, continuous ¹	(W/m ²)	471
Illuminance, boosted ¹	(klux)	22
Irradiance, boosted ¹	(W/m ²)	920
Illuminance, strobe ¹	(klux)	52
Irradiance, strobe ¹	(W/m ²)	2374
Diffuser		yes
Collimation film		optional

Mechanical specifications

Height	(mm)	58.0
Width	(mm)	126.0
Thickness	(mm)	24.0
Mass	(g)	248
Clamping system		4x M4 threaded holes

Environment

Operating temperature	(°C)	0-40
Storage temperature	(°C)	0-50
Operating relative humidity	(%)	20-85, non condensing
Installation		Indoor use only
IP rating		IP54

KEY ADVANTAGES

High-power light output

Built-in driver for continuous and strobe operations

Industry standard 5 PIN M12 Connector

with PNP/NPN/analog dimming input

Optional collimating, polarizing and protective filters

Compact & robust design with reduced thickness (24 mm) and thin edges

Automatic shutdown in case of overheating

The LT3BC series features high-performance LED backlights designed to provide high-power light output, excellent uniformity and contrast thanks to high-efficiency LEDs.

Electrical specifications

Operating mode		Continuous and strobe
Supply voltage	(V)	24
Current, continuous	(mA)	280
Power consumption, continuous	(W)	6.75
Current, boosted	(mA)	560
Power consumption, boosted	(W)	13.5
Peak current, strobe	(mA)	1600
Peak power consumption, strobe	(W)	38.4
Min pulse duration	(μs)	3
Max pulse duration	(ms)	10
Max duty cycle	(%)	10
Typical pulse delay	(ns)	300
Typical jitter	(ns)	10

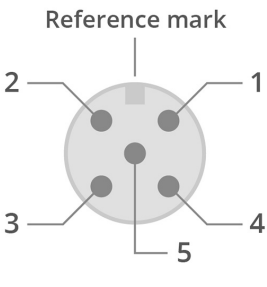
I/O interface	PNP logic input, NPN dimming input , analog dimming input
Connector	M12 straight plug male connector
Included cable	1x 20 cm pigtail

Eye safety

Risk group (CEI EN 62471:2010)	Risk group 1
--------------------------------	--------------

¹ At emitting surface.

CONNECTOR PINOUT



Reference mark

Device side

Pin	Function
1	+24Vdc
2	NPN
3	GND
4	PNP
5	Analogue dimming (0-10V)

COMPATIBLE PRODUCTS

Full list of compatible products available [here](#).

OPTICS



LIGHTING



CAMERAS



SOFTWARE

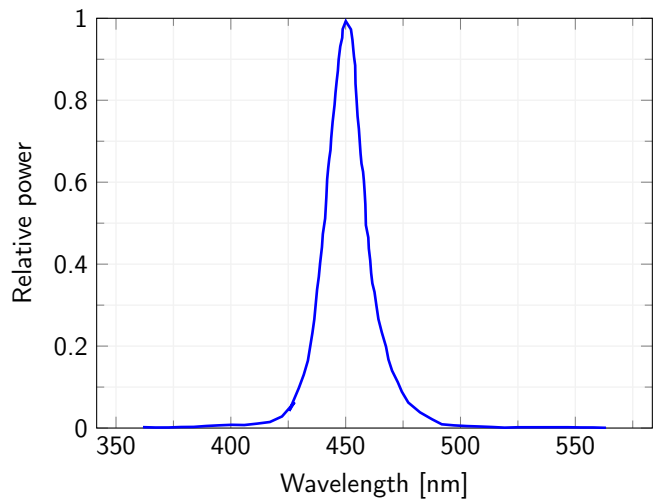


ACCESSORIES



A wide selection of innovative machine vision components.

LED color spectrum



All product specifications and data are subject to change without notice to improve reliability, functionality, design or other. Photos and pictures are for illustration purposes only. Data are reported by design, actual lens performance may vary due to manufacturing tolerances.