




Oblique Line

vision solution

Line Scan Lights SBS-LSLX series



Products Features

- ▶ Special optical structure design.
- ▶ Oblique line illuminating.
- ▶ Can get ideal image results for the various scratches inspection application.

Applications the light be used for

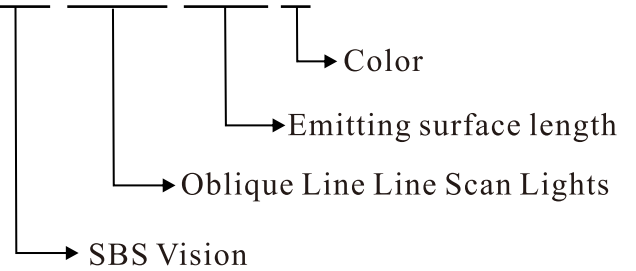
- Film scratches inspection.
- Glass panel surface defects inspection.

Customization

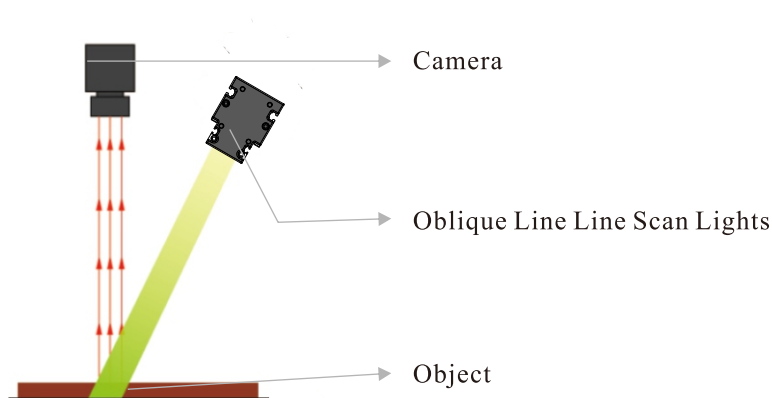
- Length
- Mounting
- Cable length
- Power
- Color

Model Description

SBS-LSLX-XXX-X



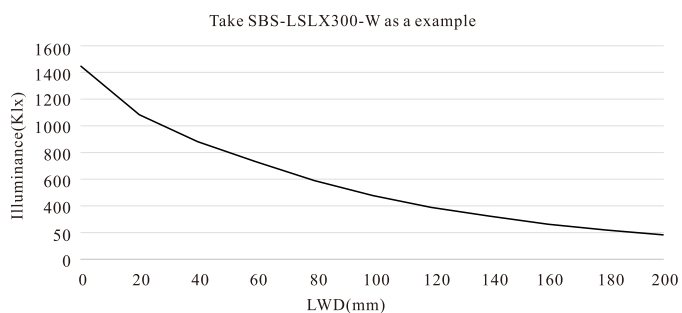
Components



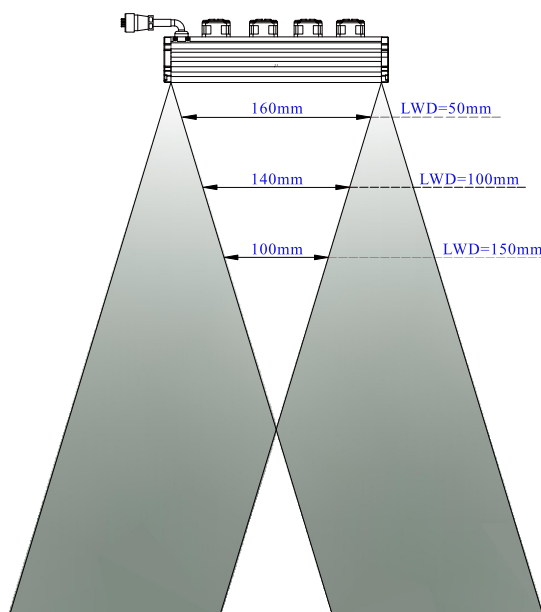
Parameter

Item	Model	Power consumpition White Color	WD (mm)	Emitting surface (mm)	Dimension (L*W*H) (mm)	Recommended Controller
1	SBS-LSLX100	48V/29.0W	10~20	100*25	120*50*90	SBS-DCHP48-X
2	SBS-LSLX200	48V/54.0W	20~35	200*25	220*50*90	
3	SBS-LSLX300	48V/76.0W	35~50	300*25	320*50*90	
4	SBS-LSLX400	48V/96.0W	50~60	400*25	420*50*90	

LWD VS Illuminance



Measure value at 100% intensity in each LWD, results may vary.



Dimensions(mm)

